

# Piusi Cube 90

## FEATURES

- **STURDY STRUCTURE**
- **MECHANICAL METER**
- **INDUCTION THERMAL-PROTECTED MOTOR**
- **OVERLOAD PROTECTION**
- **BUILT-IN MESH FILTER**
- **IP 55**

The PIUSI CUBE is a range of mechanical fuel transfer dispenser for non-commercial use, composed of a self-priming vane pump fitted with integrated bypass valve, automatic nozzle with swivel connection and integrated nozzle holder with start/stop pump lever. Its versatility allows different applications: on walls, on tanks, on cisterns, on drums or stand-alone (with the optional pedestal).

## PERFORMANCE

UP TO  
**90 L/MIN**

FLOW RATE

**AC/DC**  
VOLTAGE

POWER

**±1%**

ACCURACY





CUBE 56 WITH FILTER



CUBE 56 WITH PEDESTAL (OPTIONAL)

## PACKAGING

CODE	WEIGHT		PACKAGING			N. BOXES / EUROPALLET	
	KG	LBS	MM	INCH	PCS/BOX		
FO0575400	22	46	400X400X460	-	1	12	24
OO057516A	21	46	400X400X460	-	1	12	24
OO057500C	21	46	400X400X460	-	1	12	24
FO057600C	21	46	400X400X460	-	1	12	24
FO057700C	21	46	400X400X460	-	1	12	24
FO0591200	22	48	400X400X460	-	1	12	24
FO059100A	21	46	400X400X460	-	1	12	24
FO059111A	21	46	400X400X460	-	1	12	24
FO0592000	22	46	400X400X460	-	1	12	24

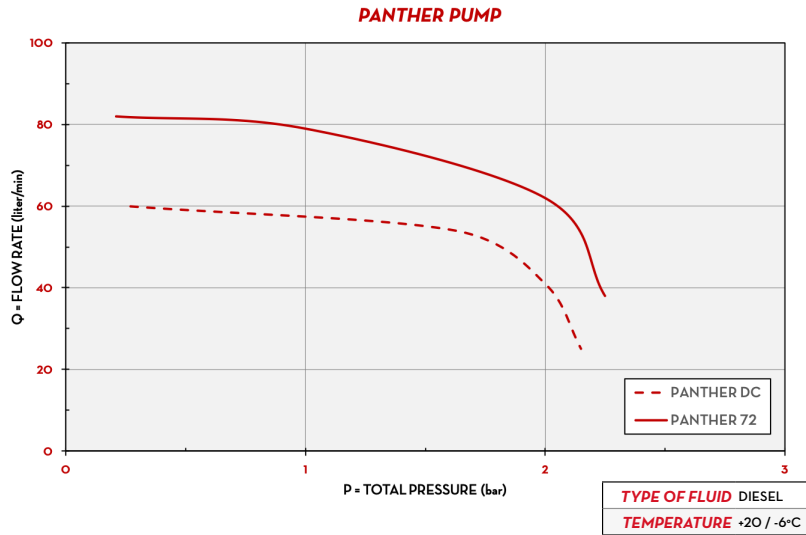
**AUSTRALIA**  
+61 3 9775 1366  
FUELCO.COM.AU

**AFRICA**  
+27 (016) 421 8043  
FUELCO-SA.COM

**MENA**  
+ 971 4 232 4985  
FUELCO.AE

# Piusi Cube 90


## CHART



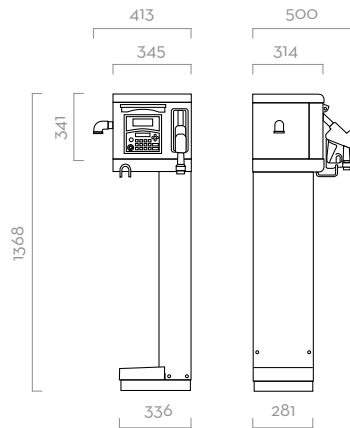
## IN THE BOX

- CUBE DISPENSER
- AUTOMATIC NOZZLE
- DELIVERY HOSE
- INSTRUCTION MANUAL

## DETAILS



## DIMENSIONS



Dimensions expressed in millimeters

## COMPONENTS

- **PUMPS:**  
 PANTHER AC PAG. 102  
 PANTHER DC PAG. 114
- **METER:**  
 K33 / K44 PAG. 146
- **NOZZLE:**  
 AUTOMATIC NOZZLE PAG. 158

## TECHNICAL DATA

CODE	DESCRIPTION	FLUIDS TYPE	FLOW RATE		VOLTAGE			PUMP TYPE	METER TYPE	NOZZLE TYPE	FILTER		INLET BSP	HOSE	
			L/MIN	GPM	AC V/ HZ	DC VOLT	POWER WATT				AMP. MAX.	H2O FILTER		FILTERING CAPACITY	LENGTH
FO0575400	CUBE 56/33 + FILTER	D	56	15	230/50	350	3	PANTH 56	K33	A60	YES	30 µ	1"	6M	3/4"
OO057516A	CUBE 56/44 PULSER	D	56	15	230/50	350	3	PANTH 56	K44	A60	NO	-	1"	4M	3/4"
OO057500C	CUBE 56/33	D	56	15	230/50	350	3	PANTH 56	K33	A60	NO	-	1"	4M	3/4"
FO057600C	CUBE 56 DC 12V	D	56	15	12	300	35	PANTH DC	K33	A60	NO	-	1"	4M	1"
FO057700C	CUBE 70 DC 24V	D	70	18	24	420	25	PANTH DC	K33	A60	NO	-	1"	4M	3/4"
FO0591200	CUBE 70/33 + FILTER	D	70	18	230/50	500	4,2	PANTH 72	K33	A60	YES	30 µ	1"	6M	1"
FO059100A	CUBE 70/33	D	70	18	230/50	500	4,2	PANTH 72	K33	A60	NO	-	1"	4M	1"
FO059111A	CUBE 70/44 PULSER	D	70	18	230/50	500	4,2	PANTH 72	K44	A60	NO	-	1"	4M	1"
FO0592000	CUBE 90/44	D	90	23,8	230/50	700	4,9	PANTH 90	K44	A120	NO	-	1"	4M	1"