



FuelcoTM
complete fuel storage solutions



SPEC SHEET

**Kommander Tanks
LTKO 20**

Kommander - LTKO 20

Features:

Self bunded double wall design with

- Fluid level dipsticks for tank and interstitial space
- UL compliant emergency relief vents on the main tank and interstitial space
- Vent stack with screened rainproof outlet
- Suction foot valve, overfill protection and electronic overfill alarm
- Corner container lock castings for ease of transport
- Access manway
- Warranty - 5 years structural, 1 year on valves

Options include:

- Inspection ladder
- Clip-on pump bay
- Dispensing and fuel management



Specification	Details
Tank Model	LTKL 20
Gross Fill	18,010 litres
SFL	17,100 litres
Length	2991 mm
Width	2438 mm
Height	2896 mm
Empty Weight	3,870 kg
Vent Pipe	Standard
Fluid Level Dipstick	Standard
Compliance	AS1940, AS1692, AS1657, UL142, ULCS601, CSC

Disclaimer: Information and photographs shown are for marketing purposes only. Actual product may vary to images shown due to continual improvement processes, design changes and optional extras.

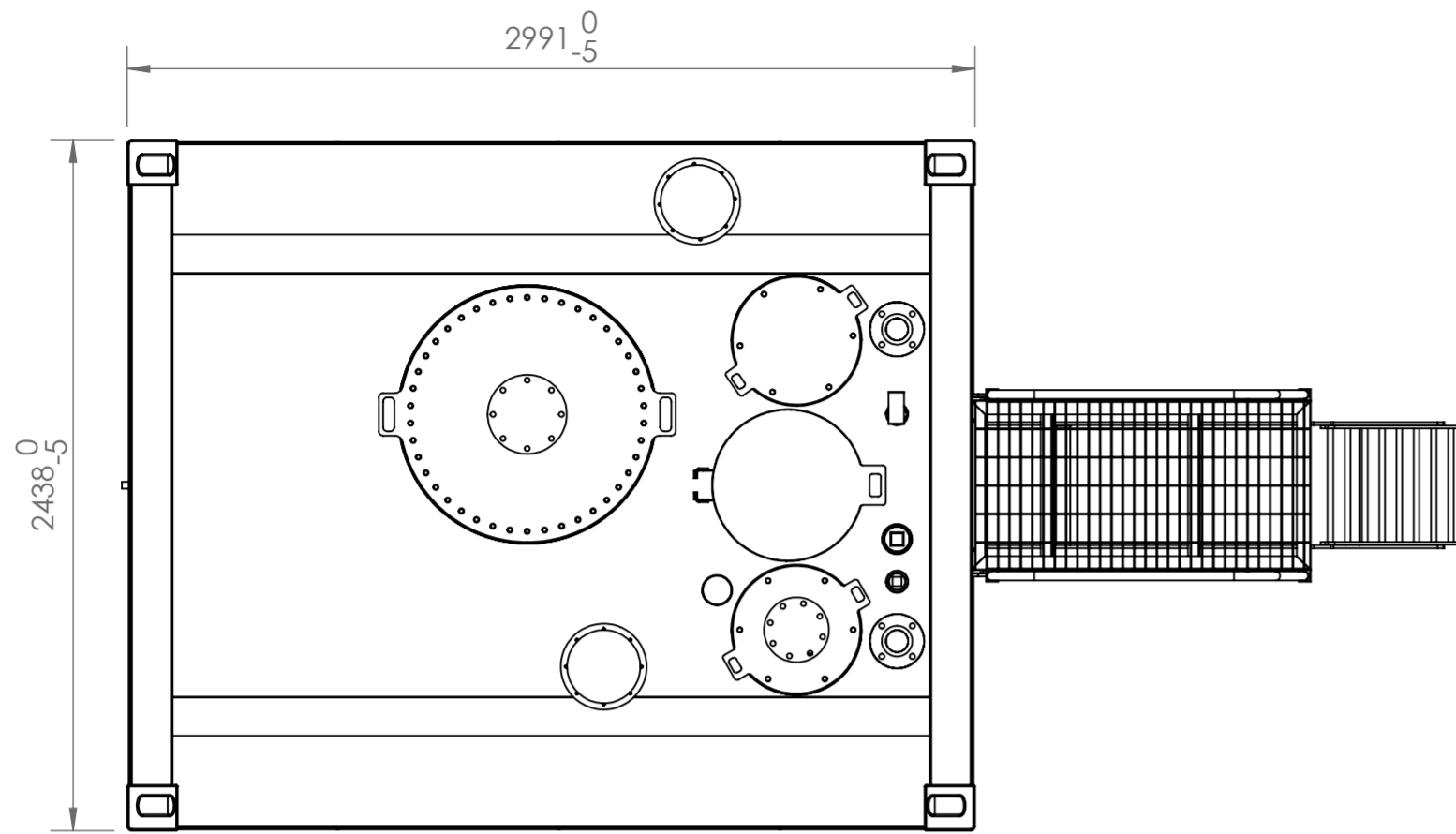
Contact details:

- +61 (03) 9775 1366
- sales@fuelco.com.au
- fuelco.com.au

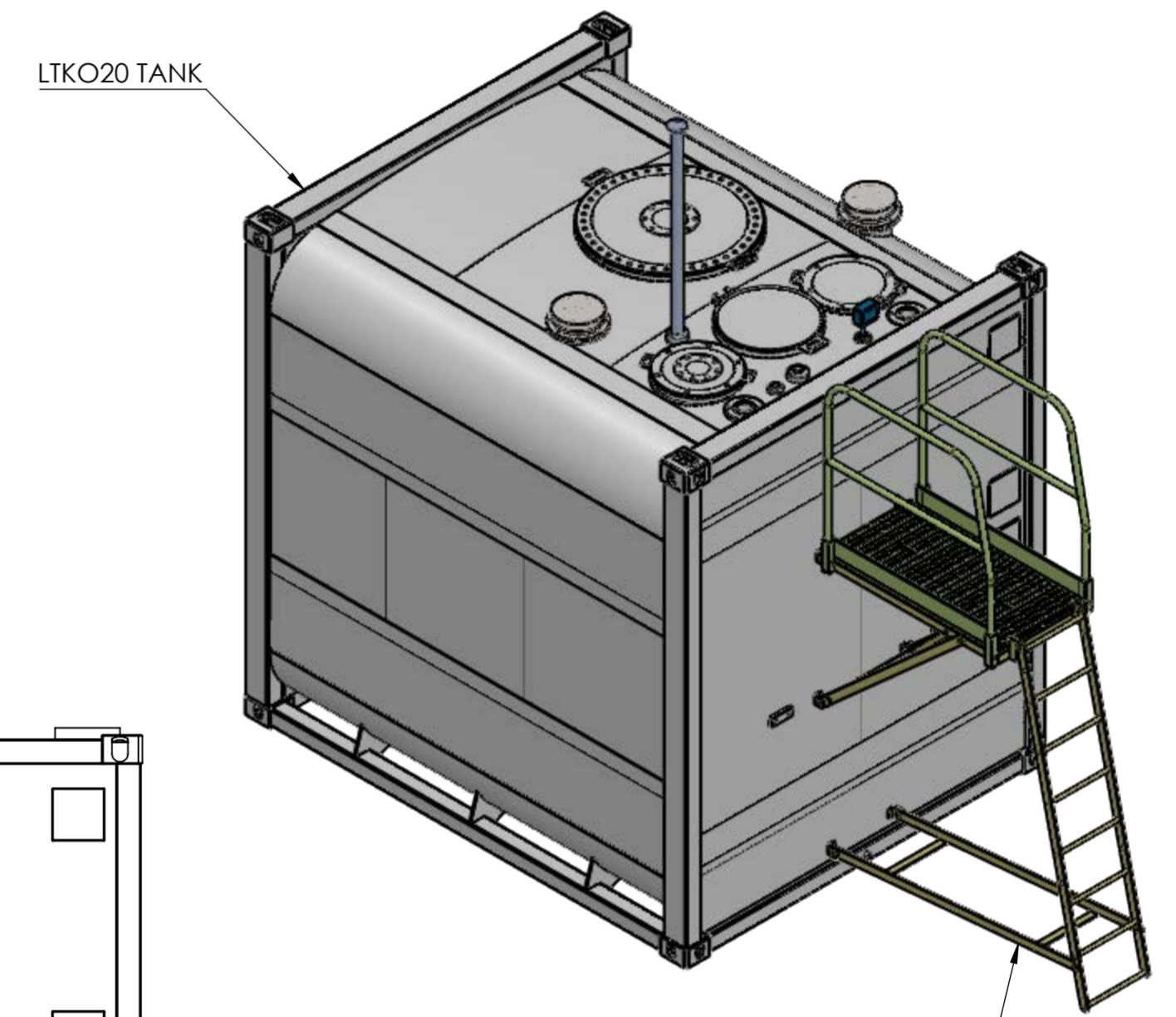
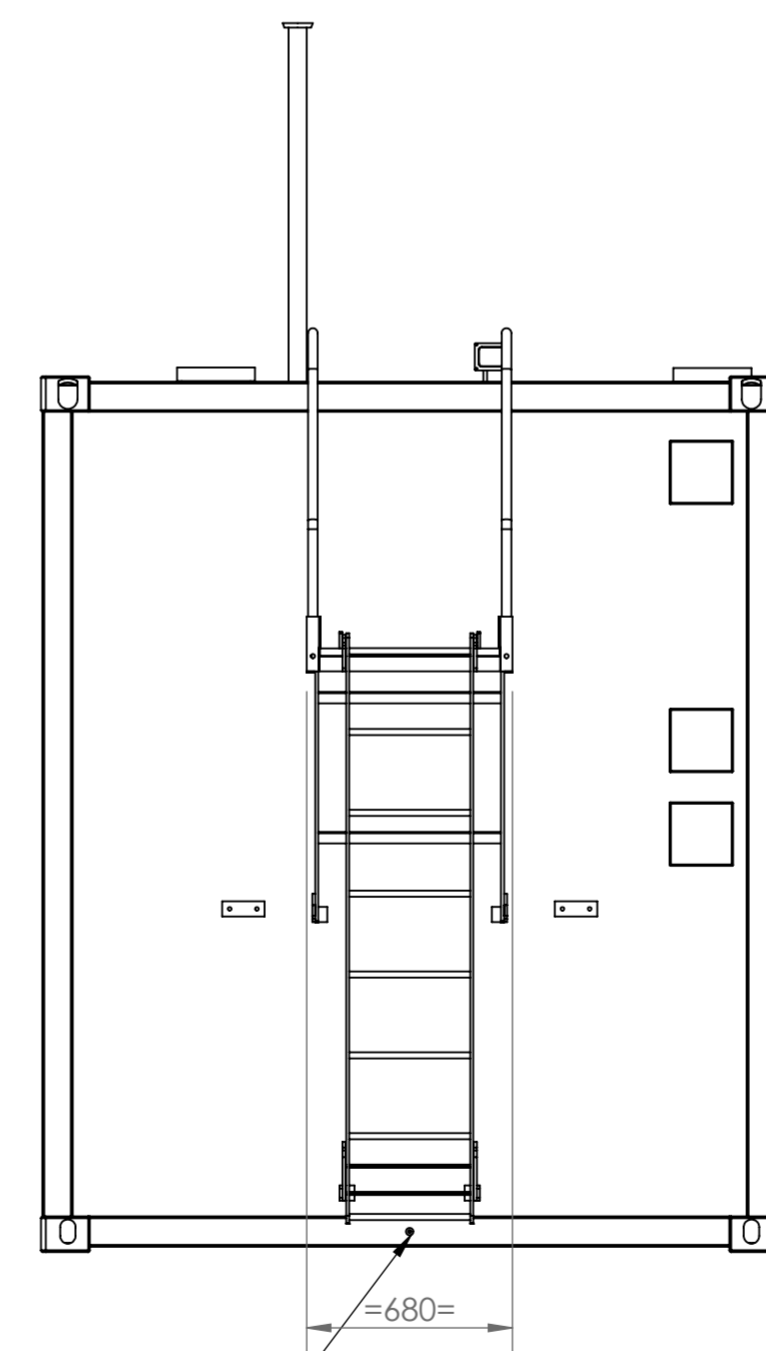
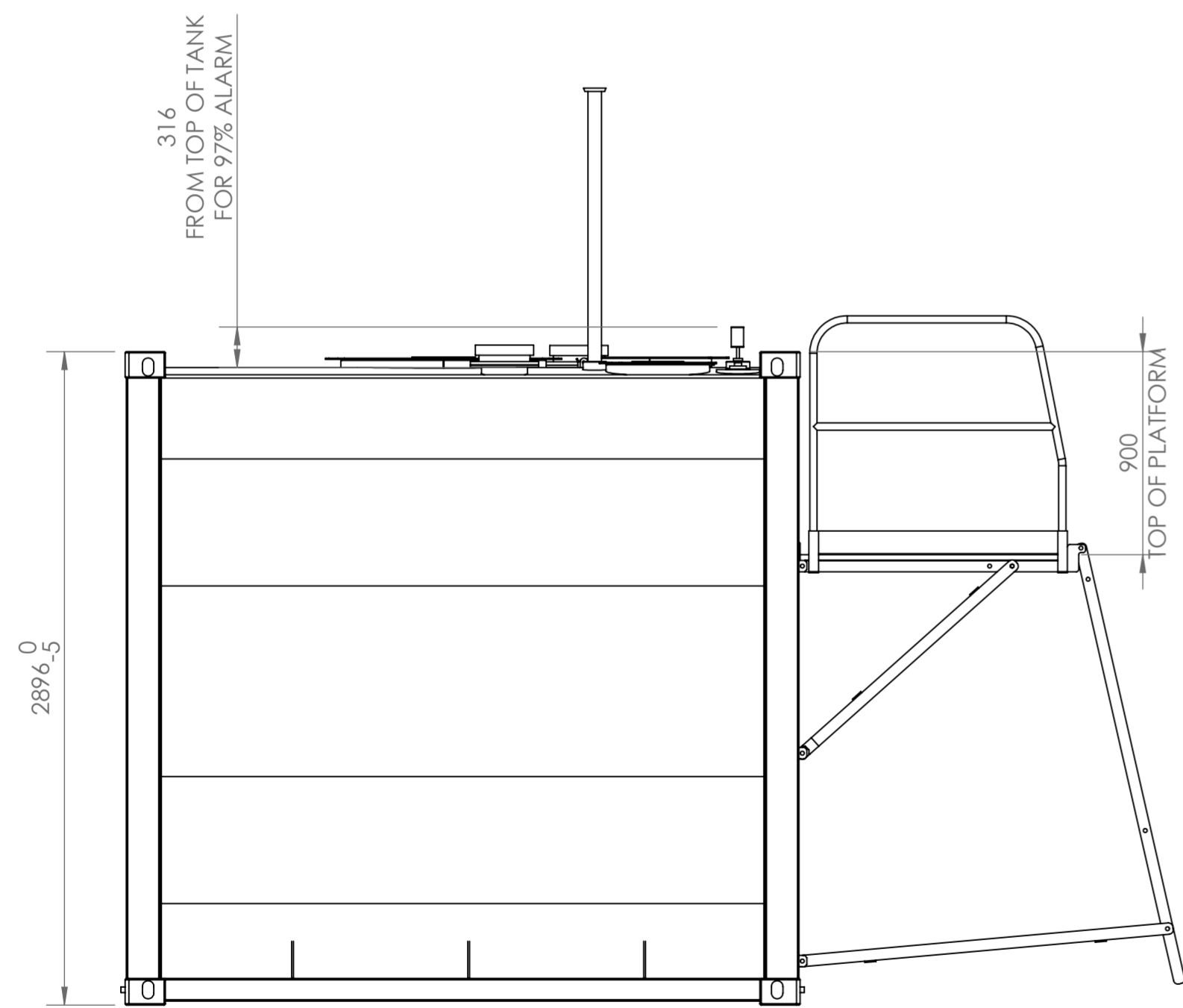
Request a Quote Today

Fuelco holds stock of these tanks in ALL states across Australia. For details on availability and pricing, please contact your local state manager.





TANK DATA	
DESIGNED TO:	AS1692, AS1940, UL142, ULC S601, CSC
BUILT TO:	AS1692, UL142, ULC S601, CSC
TESTED TO:	UL142, CSC
OUTER / INNER WALL THICKNESS:	5mm / 5mm
GROSS VOLUME:	18 010L; 4 758 US gal
SAFE FILL LEVEL (VOLUME):	17 100L; 4 517 US gal (95%)
LEAK TEST PRESSURE:	21-35 kPa; 3-5 psi
PAINT SPECIFICATION:	HEMPEL PAINT 1st: HEMPADUR ZINC 17360: 50 µm 2nd: HEMPADUR FAST DRY 15560: 100 µm 3rd: HEMPATHANE HS 55610: 50 µm COLOUR: HEMPEL 10000 - GLOSSY WHITE
TOTAL MASS (EMPTY):	3 870 kg



REV.	DESCRIPTION	DATE	DWN	APP
B	FOLDABLE PLATFORM ADDED	11/04/2025	LIB	JA
A	ISSUED FOR INFORMATION	24/7/2023	RVD	HS

REVISIONS

**IF IN DOUBT ASK.
DRAWING INFORMATION TAKES PRECEDENCE OVER PARTS LIST**



Part of the Eredyne Group
COPYRIGHT: This drawing and the information herein is the property of Fuelco PTY LTD and must not be reproduced, transferred or disclosed to other parties without written permission from the owners.

GENERAL NOTES	SCALE	NTS	TITLE
DO NOT SCALE UNLESS STATED OTHERWISE- ALL DIMENSIONS IN MILLIMETERS ALL THREADS ARE METRIC COARSE DEBURR & REMOVE ALL SHARP EDGES TOLERANCES:	DWN	RVD	24/7/2023
TYPE	CLIENT	END USER	
GENERAL ONE DECIMAL PLACE TWO DECIMAL PLACE ANGULAR (°)			
TOLERANCE ±5.0 ±0.1 ±0.1 ±1.0			

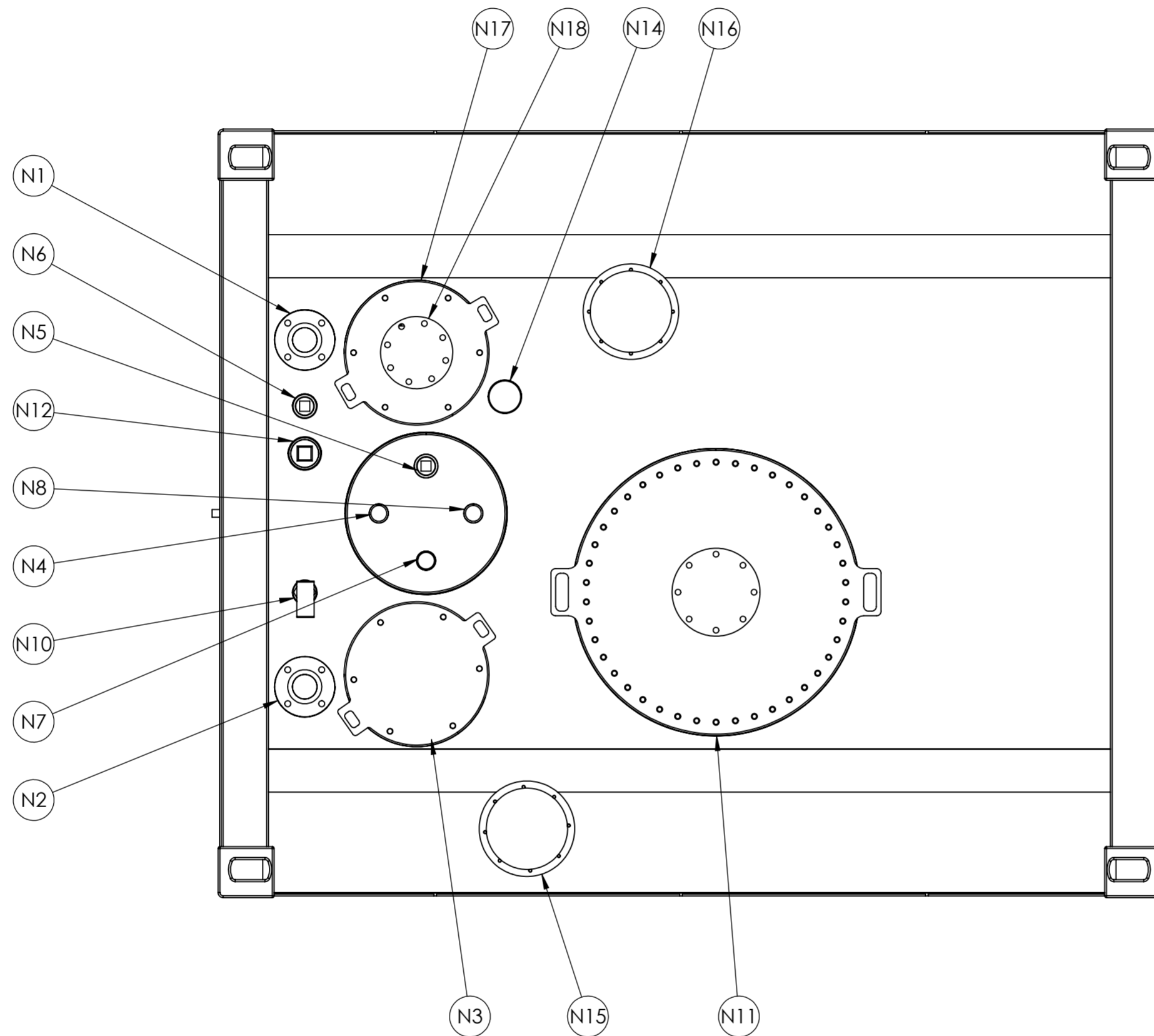
DRAWING NUMBER	REV
LTKO20-GA-00	B



E:\Eredyne Group Dropbox\Lionel

NOTES:

1. FOLDABLE PLATFORM HIDDEN FOR CLARITY.



NOZZLE NO.	SIZE	CONNECTION TYPE	DESCRIPTION
N1	DN80	ASME CLASS 150 FLANGE	SUCTION C/W DN80 PIPE TO FLOOR & FOOT VALVE
N2	DN80	ASME CLASS 150 FLANGE	FILL PIPE C/W DN80 PIPE TO FLOOR, OVERFILL PROTECTION VALVE, CHECK VALVE, BALL VALVE AND CAMLOCK
N3	350	INSPECTION HATCH	INSPECTION HATCH WITH ACCESS TO OVER FILL PROTECTION VALVE
N4	DN50	BSP-F x 50 LONG	SPARE
N5	DN50	BSP-F x 50 LONG	SPARE
N6	DN50	BSP-F x 50 LONG	SPARE / GAUGE
N7	DN50	BSP-M x 35 LONG	PRIMARY TANK DIP C/W DN50 PIPE TO FLOOR & LOCKABLE DIP CAP
N8	DN50	BSP-M x 35 LONG	INTERSTITIAL SPACE DIP C/W DN50 PIPE THROUGH INTERNAL FLOOR & LOCKABLE DIP CAP
N9			NOT USED
N10	DN50	BSP-F x 50 LONG	C/W OVERFILL WARNING ALARM
N11	600	MANWAY	MANWAY C/W LADDER ACCESS TO TANK INTERNAL
N12	DN80	BSP-F x 75 LONG	SPARE / GAUGE
N13			NOT USED
N14	DN80	BSP-F x 35 LONG	FREE VENT C/W RISER & VENT CAP SUPPLIED LOOSE
N15	DN200	ASME CLASS 150 FLANGE	INTERSTITIAL SPACE EMERGENCY VENT C/W DN200 PIPE CONNECTED THROUGH INTERNAL SKIN
N16	DN200	ASME CLASS 150 FLANGE	PRIMARY EMERGENCY VENT
N17	350	INSPECTION HATCH	INSPECTION HATCH WITH ACCESS TO FOOT VALVE
N18	DN150	ASME CLASS 150 FLANGE	SPARE / SUBMERSIBLE PUMP

BSP-F: BSP FEMALE THREAD
BSP-M: BSP MALE THREAD

IF IN DOUBT ASK.
DRAWING INFORMATION TAKES PRECEDENCE OVER PARTS LIST

	GENERAL NOTES DO NOT SCALE UNLESS STATED OTHERWISE:- ALL DIMENSIONS IN MILLIMETERS ALL THREADS ARE METRIC COARSE DEBURR & REMOVE ALL SHARP EDGES TOLERANCES: TYPE TOLERANCE GENERAL ±0.0 ONE DECIMAL PLACE ±0.1 TWO DECIMAL PLACE ±0.1 ANGULAR (°) ±1.0		SCALE NTS DWN RVD 24/7/2023	TITLE LTKO20 KOMMANDER BULK TANK GENERAL ARRANGEMENT STANDARD CONFIGURATION SHEET 2 OF 2
	CLIENT END USER	DRAWING NUMBER LTKO20-GA-00	REV B	A2